






EXTRUDE•A•TRIM
The Aluminum Warehouse

GLASS WALL RAIL



RIGHT SHAPES

RIGHT PRICE

RIGHT NOW



GLASS WALL RAIL

DRAWING	PART NUMBER	DESCRIPTION				
	FR 9470	<p>SOLID SHOE BASE USE WITH FR 9471 GASKET</p> <table border="1"> <tr> <th>LENGTH</th> <th>FINISH</th> </tr> <tr> <td>10'</td> <td>ML</td> </tr> </table>	LENGTH	FINISH	10'	ML
LENGTH	FINISH					
10'	ML					
	FR 9471	<p>VINYL GASKET FOR SHOE BASE FR 9470 AND FR 9475 AVAILABLE IN BLACK</p>				
	FR 9475	<p>HOLLOW SHOE BASE USE WITH FR 9471 GASKET</p> <table border="1"> <tr> <th>LENGTH</th> <th>FINISH</th> </tr> <tr> <td>10'</td> <td>ML</td> </tr> </table>	LENGTH	FINISH	10'	ML
LENGTH	FINISH					
10'	ML					
	IE 1460	<p>CLADDING FOR FR 9470 AND FR 9475</p> <table border="1"> <tr> <th>LENGTH</th> <th>FINISH</th> </tr> <tr> <td>10'</td> <td>BC, SS</td> </tr> </table>	LENGTH	FINISH	10'	BC, SS
LENGTH	FINISH					
10'	BC, SS					

FINISHES: **BC**-Brite Clear, **ML**-Mill, **SS**-Stainless Steel Brushed

CUSTOMER SERVICE • PHONE: 888-501-8689 FAX: (416) 798-1094

info@extrude-a-trim.com www.extrude-a-trim.com